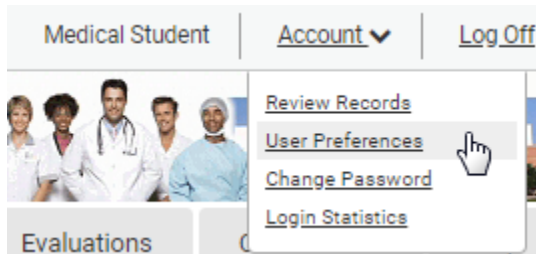


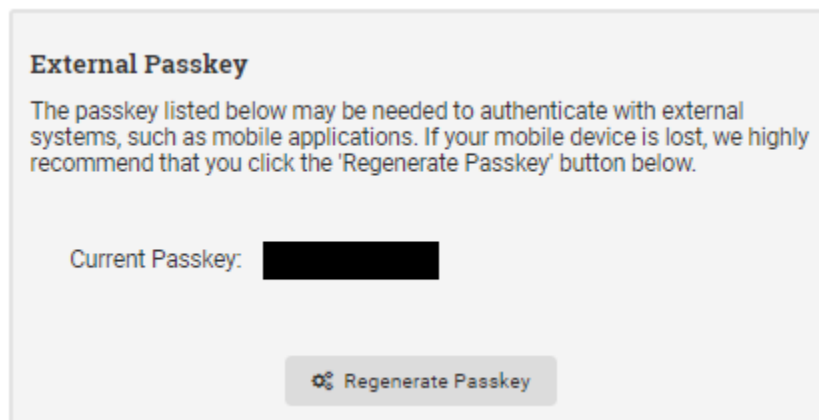


MedHub Mobile App for Students

1. Login to the MedHub full site iusm.medhub.com
Additional assistance for logging in can be found on [MedNet](#).
2. Select **User Preferences** from the **Account** menu on the top right of the homepage



3. Locate the **External Passkey** on the right side of the page. The External Passkey is needed to login to the mobile app.



4. Download the MedHub Mobile App for your Apple or Android Device
5. Open your App and choose Indiana University as your Institution

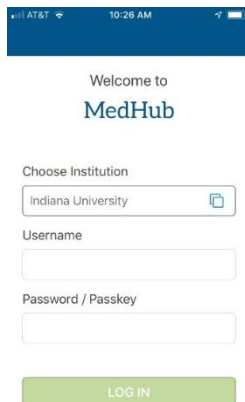


Figure 1. Choose Institution

Login issues or difficulties?

Submit a ticket at: <https://iu.edu/~iusom/medhub/>

Alison Banta (317) 278-2811 Mary Beth Sayre (317) 278-1352



6. Login with your MedHub Username and External Passkey

Note: Your username will be the same for both mobile and desktop versions of MedHub. The Mobile App does **not** use your IU Passphrase. The External Passkey must be used to login. Once you login you will not need to enter your credentials again unless you reset your device.

7. Click on the icons at the bottom to navigate to submit work hours, procedures or evaluations.

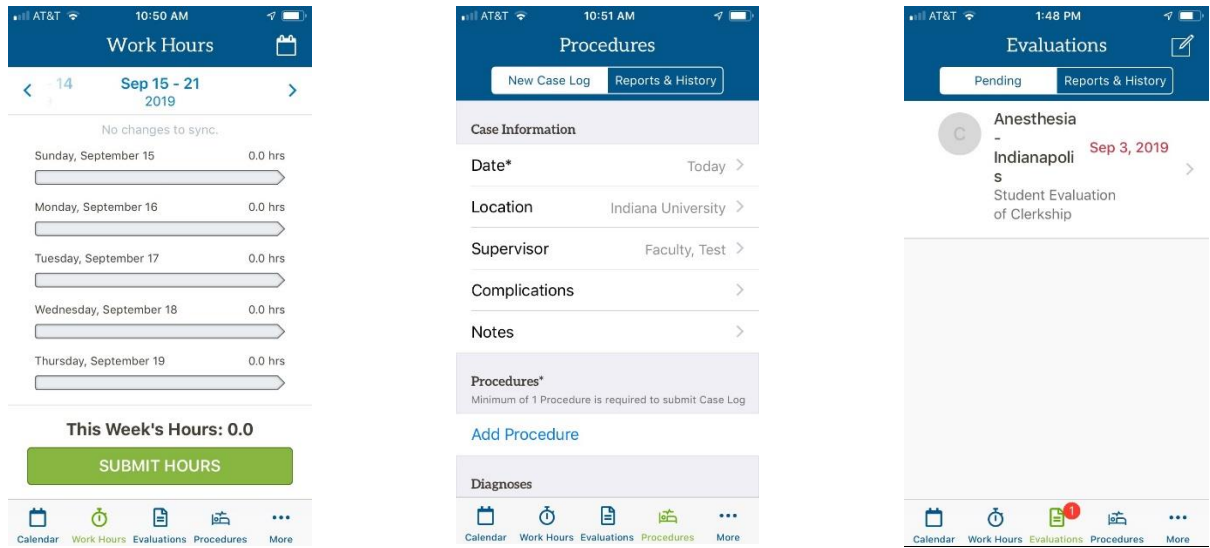


Figure 2 Apple Device Views

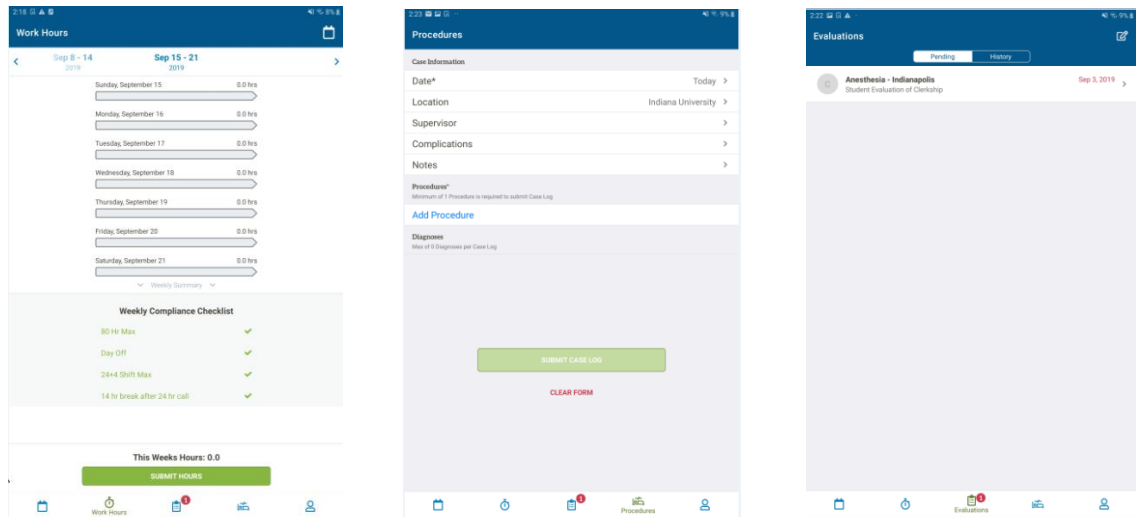


Figure 3 Android Device Views

Login issues or difficulties?

Submit a ticket at: <https://iu.edu/~iusom/medhub/>

Alison Banta (317) 278-2811 Mary Beth Sayre (317) 278-1352